



Publication patterns in the social sciences and humanities: Evidence from eight European countries

Paper has been accepted for publication in *Scientometrics*



Lisbon, 8th of March 2018

Presented result is a follow-up study of the previous ENRESSH study

Kulczycki, E., Engels, T. C. E., & Nowotniak, R. (2017). Publication patterns in the social sciences and humanities in Flanders and Poland. In *16th International Conference on Scientometrics and Informetrics, ISSI 2017* (pp. 95–104). Wuhan, China.

Authors

Emanuel Kulczycki

Poland

Tim C.E. Engels

Flanders (Belgium)

Janne Pölönen

Finland

Kasper Bruun

Denmark

Marta Dušková

Slovakia

Raf Guns

Flanders (Belgium)

Robert Nowotniak

Poland

Michal Petr

Czech Republic

Gunnar Sivertsen

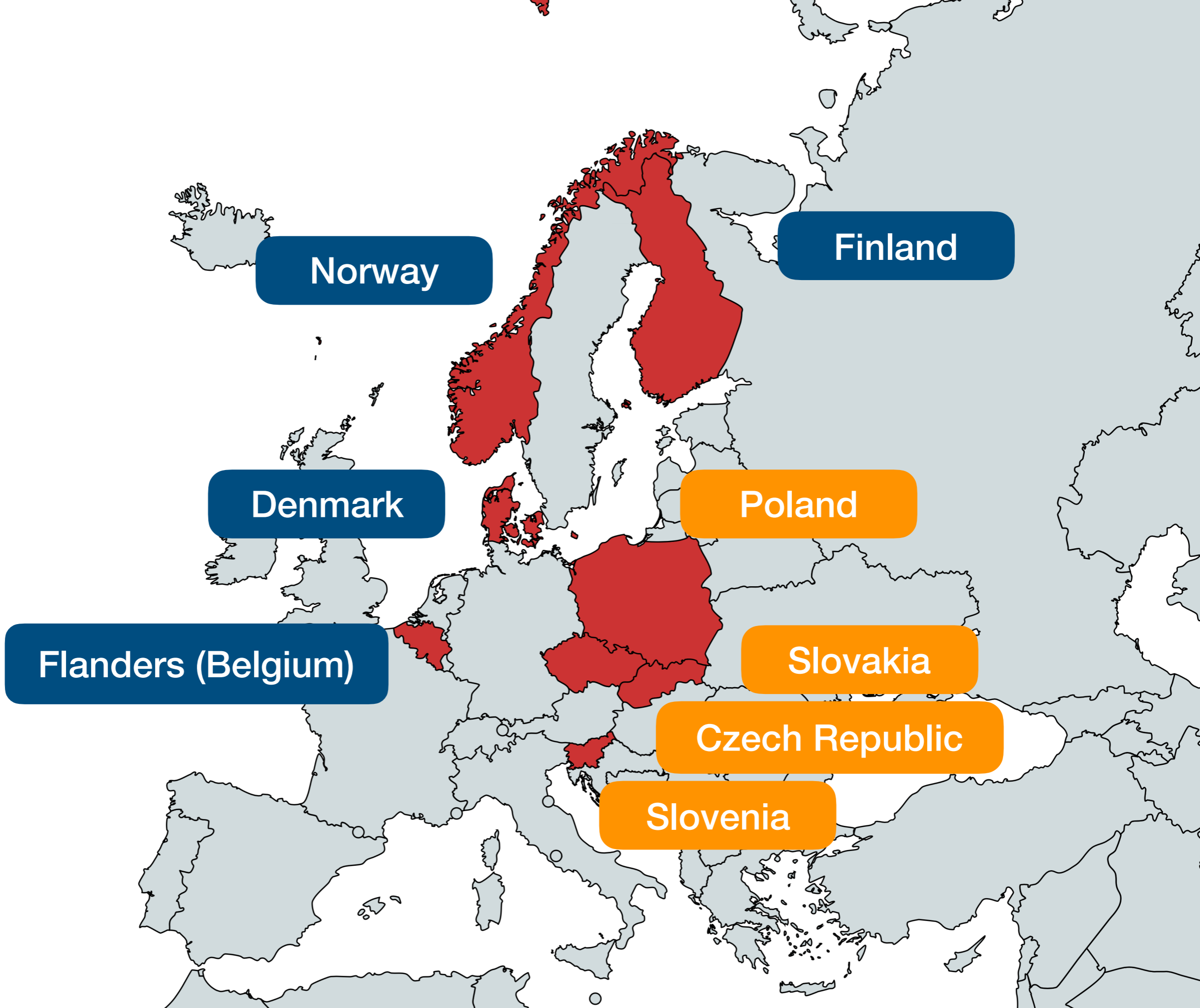
Norway

Andreja Istenič Starčič

Slovenia

Alesia A. Zuccala

Denmark



Norway

Finland

Denmark

Poland

Flanders (Belgium)

Slovakia

Czech Republic

Slovenia

Data

1. Publications from the **2011–2014** period.
2. Data on the **country level**, i.e. **all peer-reviewed publications** in the social sciences and humanities.
3. Data on the **three disciplines**, i.e. (1) Economics & Business, (2) Law, and (3) Philosophy and Theology.
4. Publications categorized into **four types of publications**: (1) Article, (2) Monograph, (3) Edited Volume, (4) Chapter.
5. Publications into **three categories of languages**: (1) English, (2) Local (major language), (3) Other.

We use data from:

74,022 peer-reviewed publications from **2014** registered in at least one of the eight countries' national databases and for

272,376 peer-reviewed publications from the period of **2011–2014** registered in at least one of the seven countries' national databases (for all countries except Slovakia).

Eight national databases and publication types

Database	Article	Monograph	Edited Volume	Chapter
Czech Republic – The National Registry of RD & I Outputs	+	+	-	+
Denmark – The Danish Bibliometric Research Indicator	+	+	-	+
Flanders – The Flemish Academic Bibliographic Database for the Social Sciences and Humanities	+	+	+	+
Finland – The VIRTIA Publication Information Service	+	+	+	+
Norway – The Norwegian Science Index	+	+	-	+
Poland – The Polish Scholarly Bibliography	+	+	+	+
Slovakia – The Central Registry of Publication Activity	+	+	-	+
Slovenia – The Cooperative online bibliographic system and services	+	+	+	+

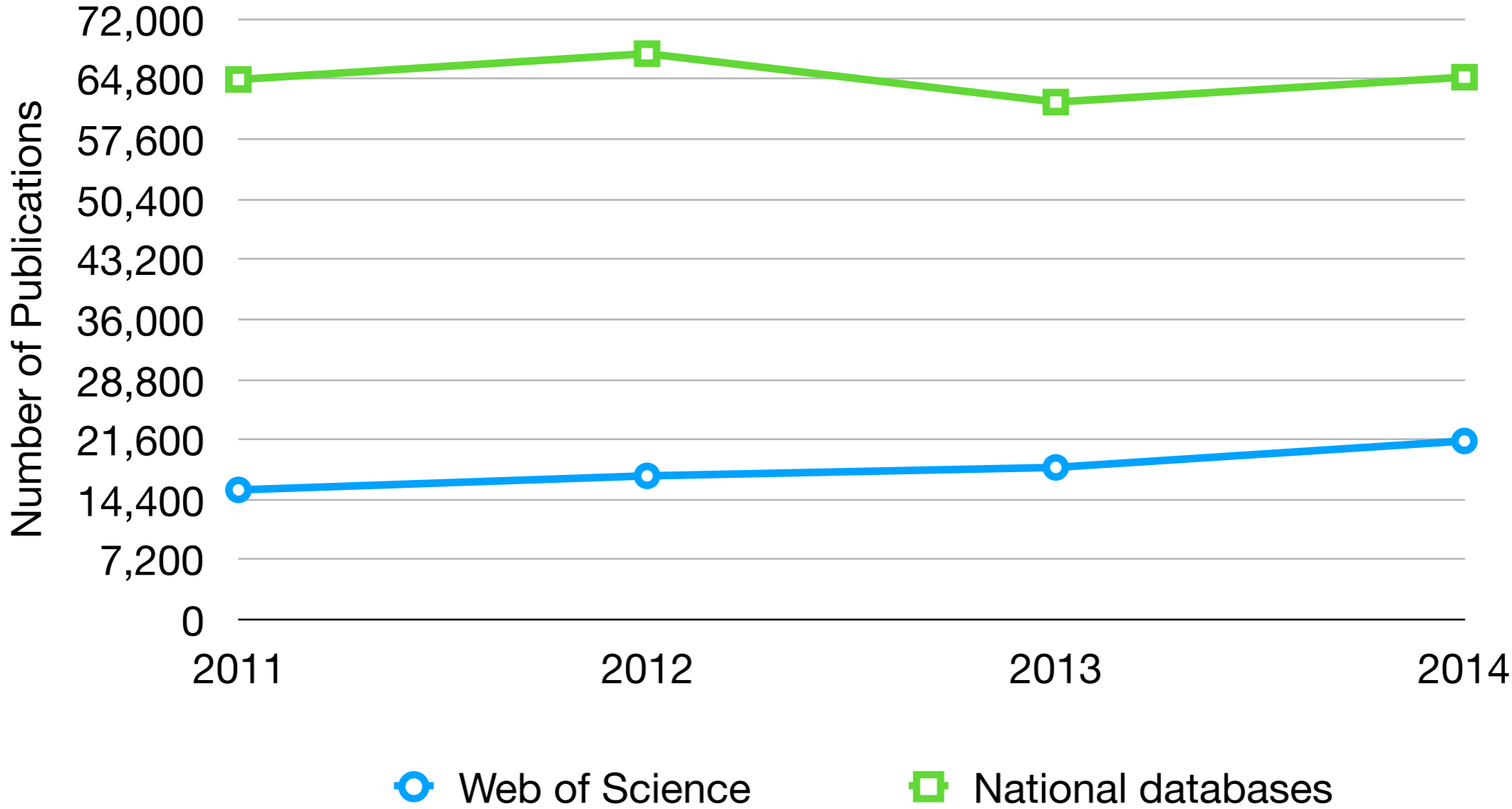
Discipline classification systems used in each of the databases for assigning publications to disciplines

Database	Cognitive	Administrative	Organizational	Qualification-based
Czech Republic – The National Registry of RD & I Outputs	+	-	-	-
Denmark – The Danish Bibliometric Research Indicator (Denmark)	+	-	-	-
Flanders – The Flemish Academic Bibliographic Database for the Social Sciences and Humanities	-	-	+	-
Finland – The VIRTIA Publication Information Service	+	-	-	-
Norway – The Norwegian Science Index	+	-	-	-
Poland – The Polish Scholarly Bibliography	-	-	+	-
Slovakia – The Central Registry of Publication Activity	+	-	-	-
Slovenia – The Cooperative online bibliographic system and services	+	-	-	-

Number and percentage of SSH publications per type in 2014

Country	Article (N)	Article (%)	Monograph (N)	Monograph (%)	Edited volume (N)	Edited volume (%)	Chapter (N)	Chapter (%)	Total volume (N)
Czech Republic	7,692	59.3	1,663	12.8	N/A	N/A	3,611	27.8	12,966
Denmark	3,304	54.2	319	5.2	N/A	N/A	2,472	40.6	6,095
Finland	3,974	49.2	266	3.3	464	5.7	3,378	41.8	8,082
Flanders	6,090	74.8	143	1.8	216	2.7	1,692	20.8	8,141
Norway	4,145	56.2	250	3.4	N/A	N/A	2,975	40.4	7,370
Poland	8,555	44.8	1,004	5.3	1,295	6.8	8,235	43.1	19,089
Slovakia	4,664	77.1	612	10.1	N/A	N/A	772	12.8	6,048
Slovenia	3,373	54.1	329	5.3	953	15.3	1,576	25.3	6,231
Total	41,797	56.5	4,586	6.2	2,928	4.0	24,711	33.4	74,022

Number of SSH publications registered in the national databases and the WoS Core Collection from 2011–2014

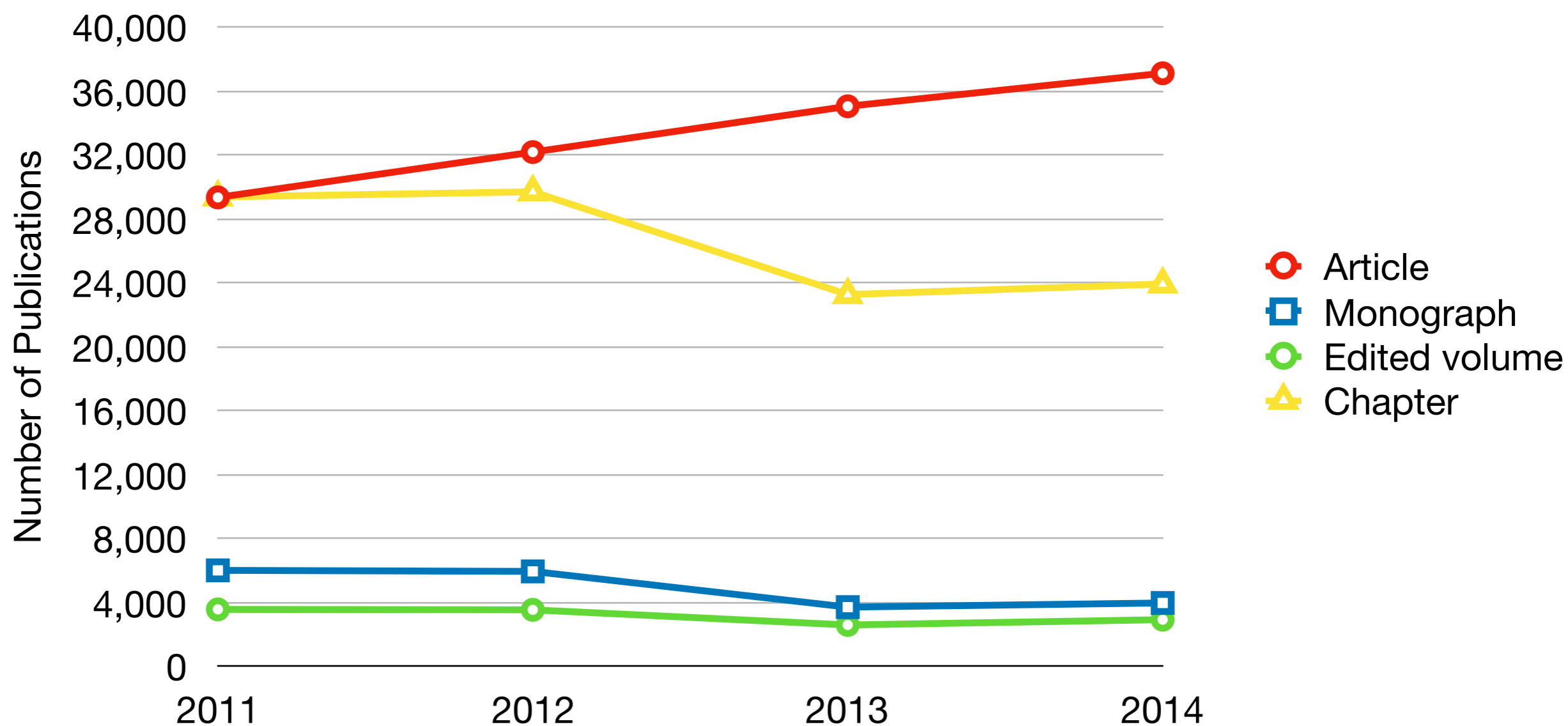


Data from seven countries: Czech Republic, Denmark, Finland, Flanders (Belgium), Norway, Poland, and Slovenia.

Number of publications registered in the national databases and the InCites Dataset (WoS) in 2014

Country	National databases	WoS	% of coverage in WoS
Czech Republic	12,966	3,922	30.2
Denmark	6,095	3,105	50.9
Finland	7,618	2,921	38.3
Flanders	7,925	3,151	39.8
Norway	7,370	3,254	44.2
Poland	17,794	2,665	15.0
Slovakia	6,048	1,564	25.9
Slovenia	5,278	847	16.0

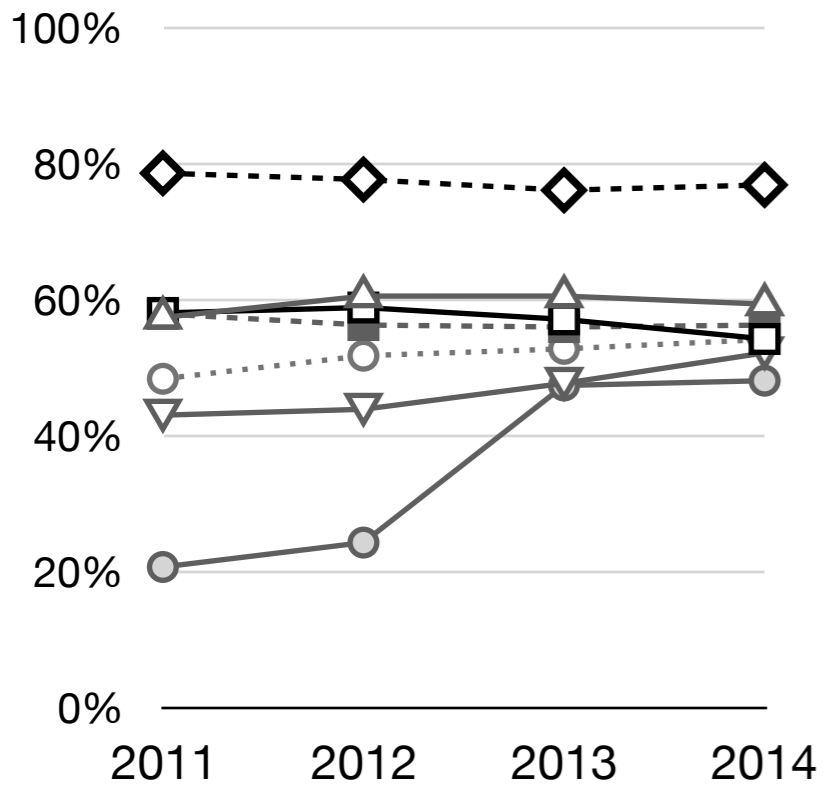
Number of SSH publications per type from 2011–2014



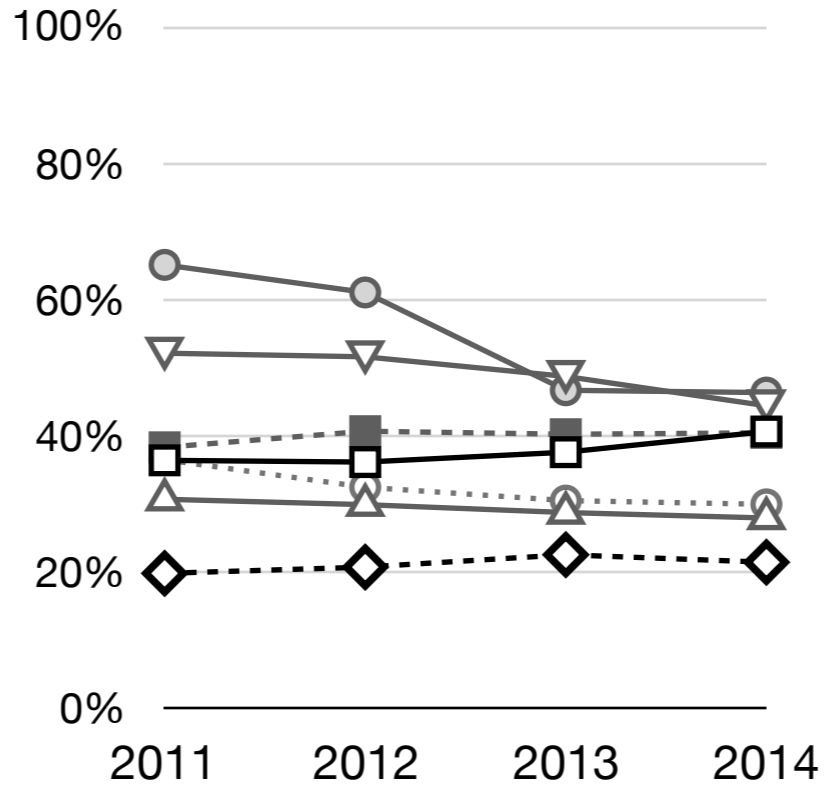
Data from seven countries: Czech Republic, Denmark, Finland, Flanders (Belgium), Norway, Poland, and Slovenia.

Share of publication types in the 2011–2014

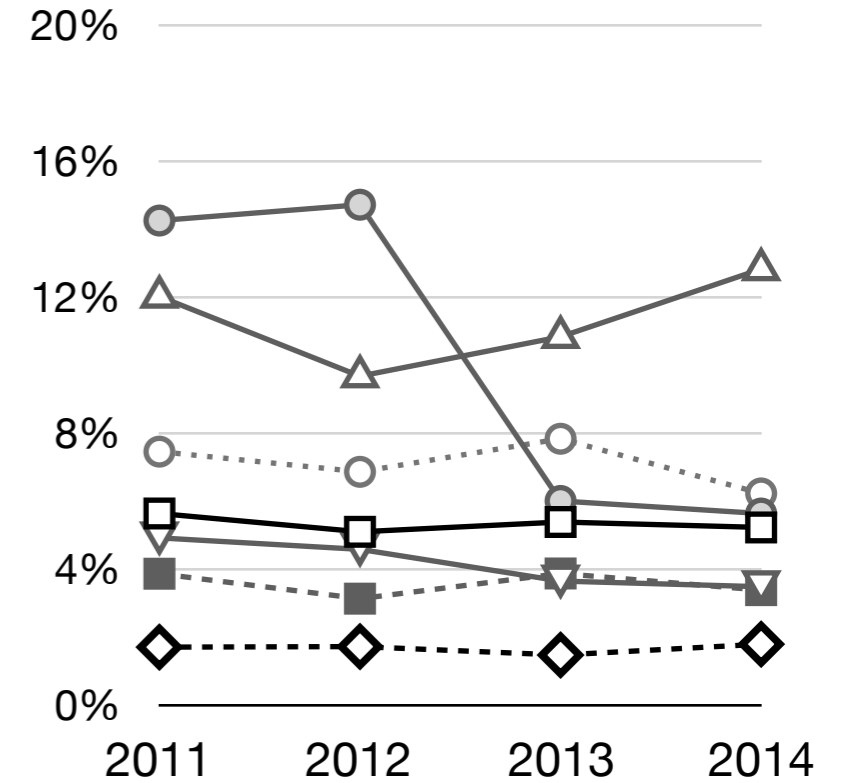
Article



Chapter



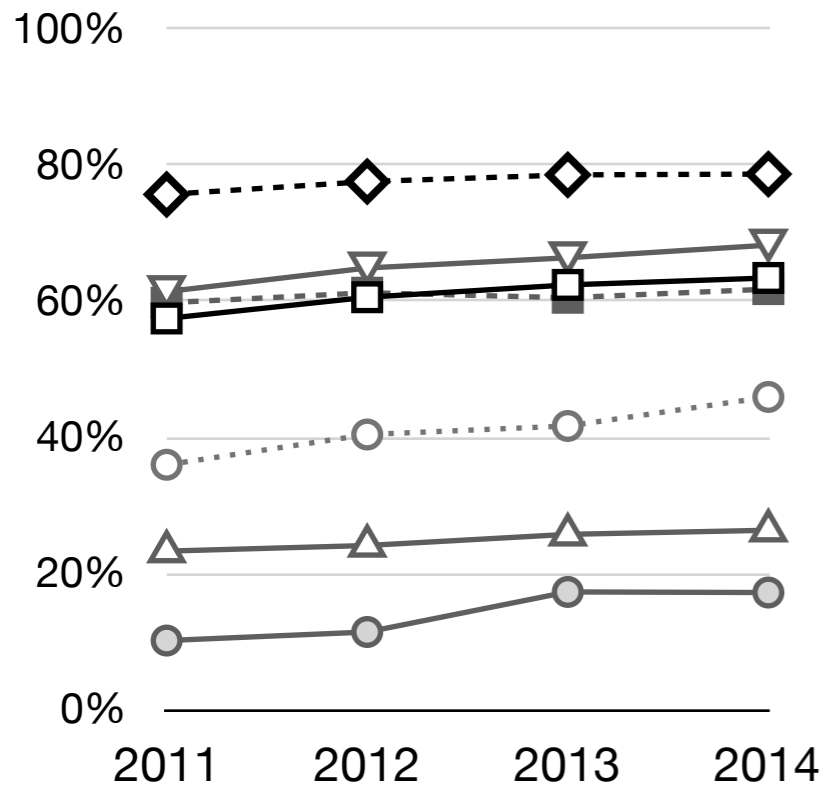
Monograph



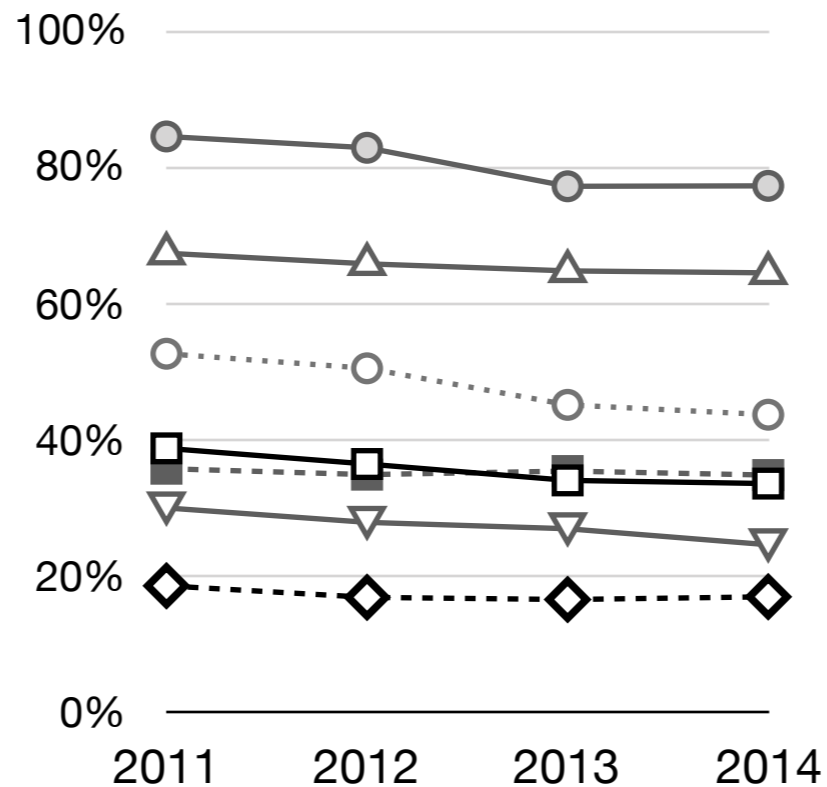
- △ Czech Republic
- Norway
- Denmark
- Poland
- ▽ Finland
- Slovenia
- ◇ Flanders

Publications in English, the local language, and other languages as a percentage of the total (all publication types)

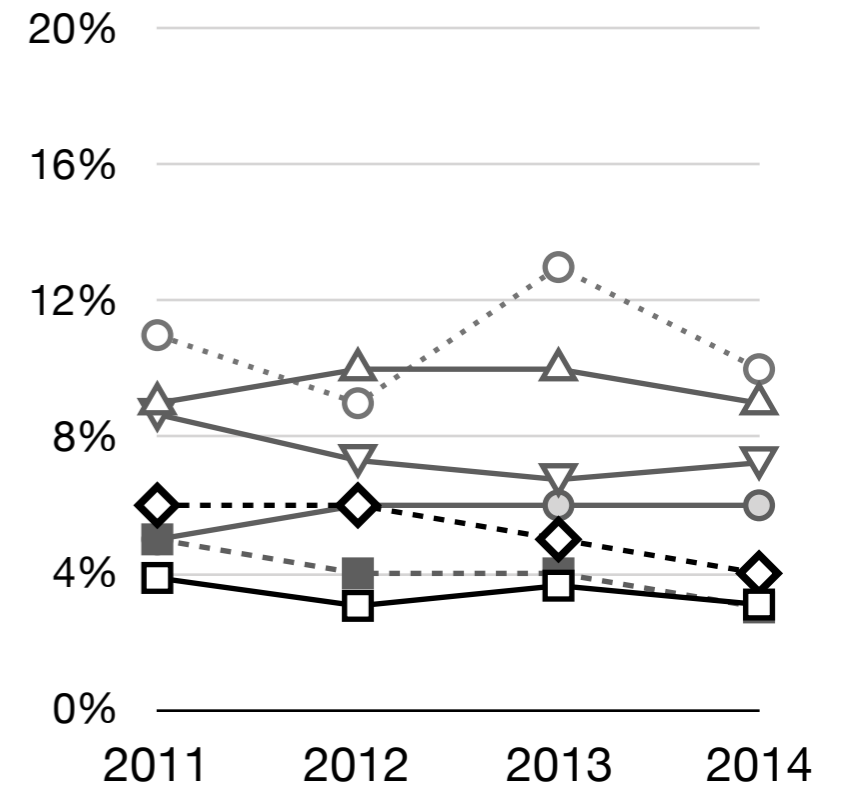
English



Local language(s)



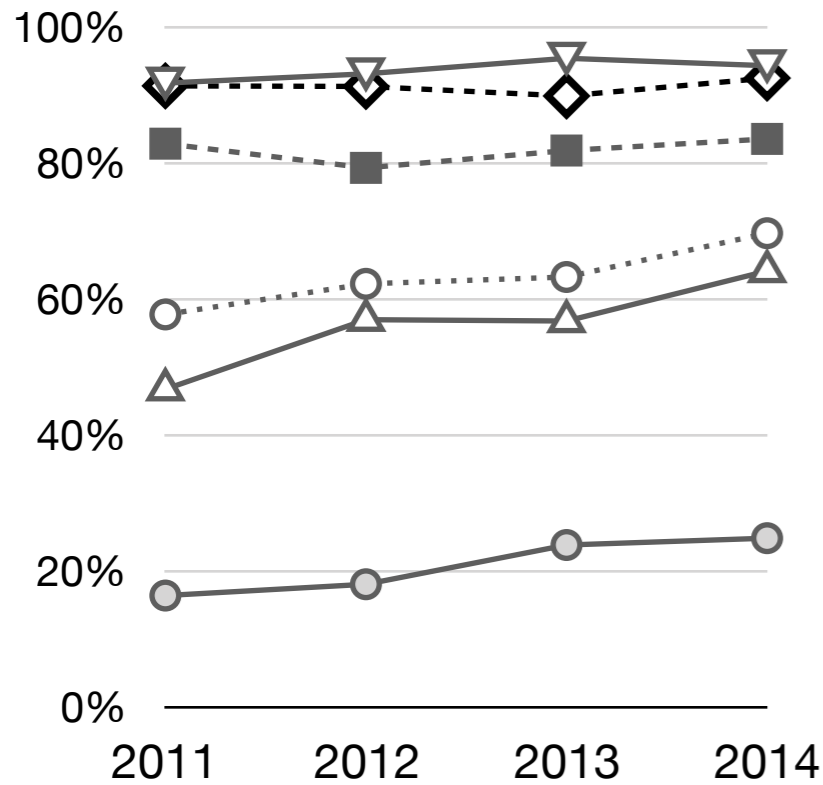
Other language(s)



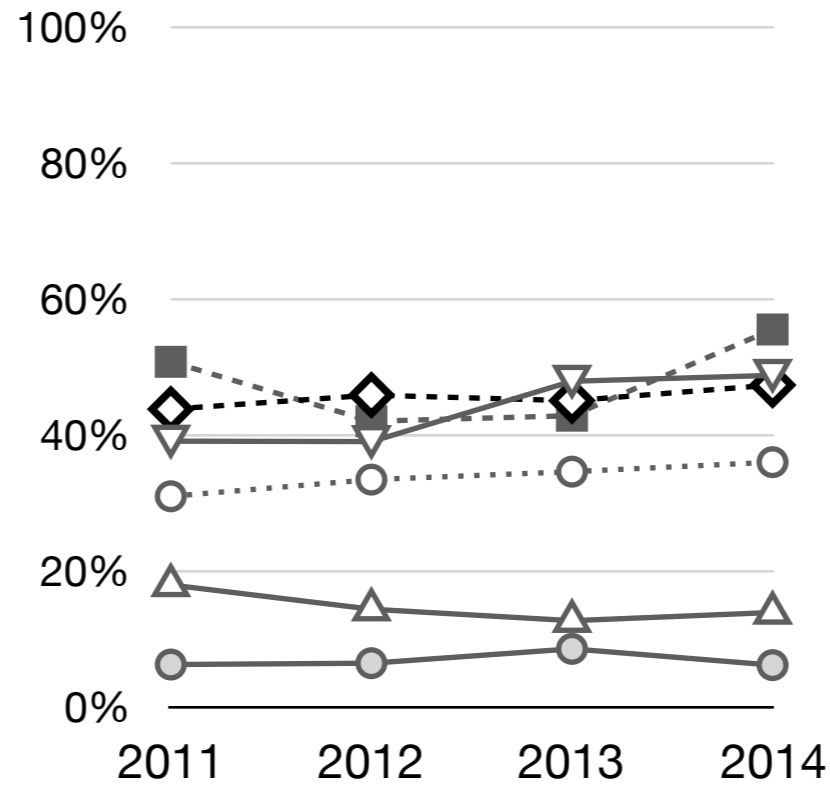
- △ Czech Republic
- Norway
- Denmark
- Poland
- ▽ Finland
- Slovenia
- ◇ Flanders

Publications in English as a percentage of the total (all publication types)

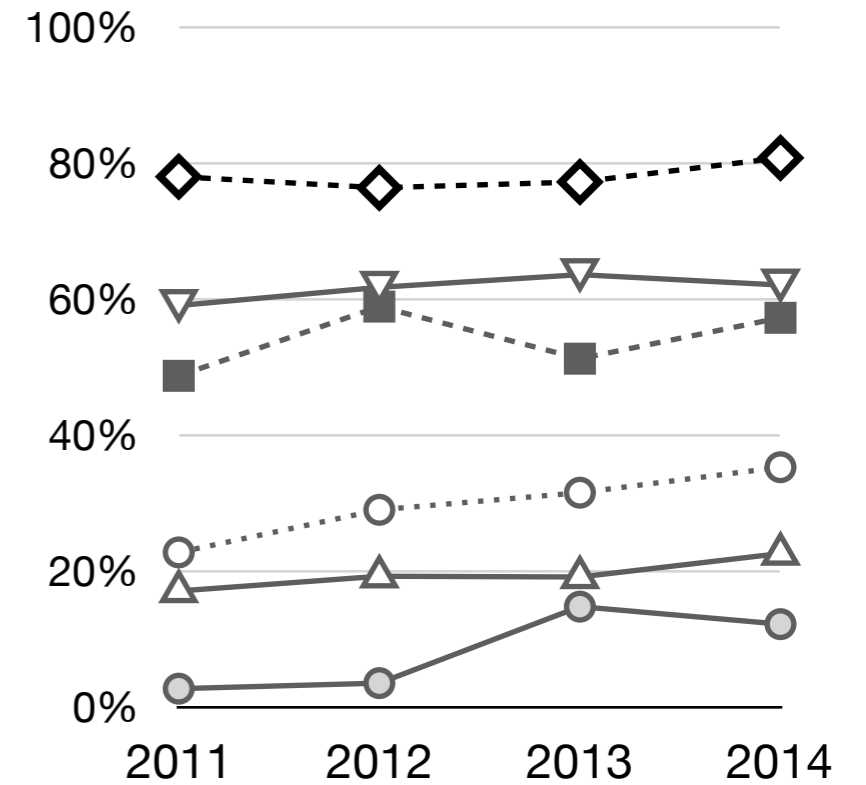
Economics & Business



Law



Philosophy & Theology



△ Czech Republic
■ Norway

▽ Finland
● Poland

◇ Flanders
○ Slovenia

Conclusions

- Our findings show that publication patterns differ both across fields (e.g. law differs from economics and business in the same way in Flanders and Finland) and across countries (e.g. publication patterns for law in the Czech Republic differ from those for law in Finland).
- Similarities between disciplines depend not only on the analogies within disciplines but also on the similarities between countries.
- A size of the scientific community can explain some differences but only to some extent.
- In the majority of countries, less than 50% of SSH publications is visible in WoS.

Thank you

emek@amu.edu.pl

emanuelkulczycki.com